

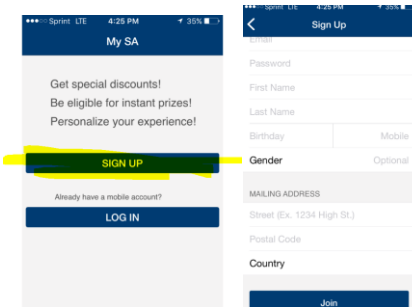
Welcome to the NEW My SA App!

Now you can have everything you need from the My SA Rewards Program, right at your fingertips!



Registering your My SA Rewards Card for the first time? Follow the steps below!

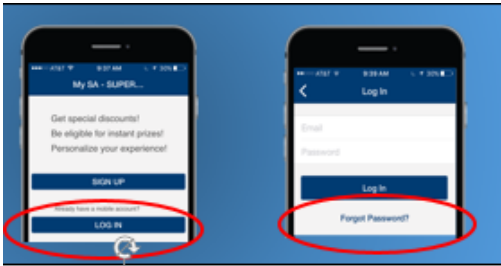
1. Click the Sign up button
2. Enter all the information listed: Valid email address, create a password, First & Last name, Birthday, Mobile phone number (this will be used as your alternate ID) Country, Address and Zip Code. Hit Join



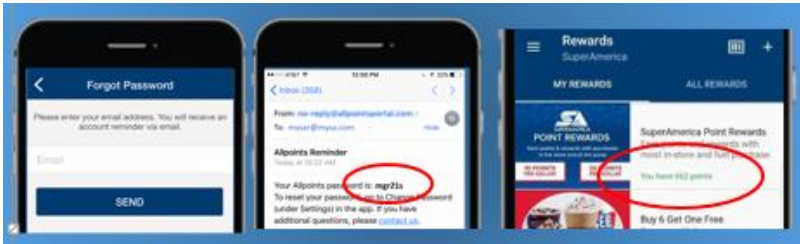
3. You can link your new My SA Rewards Card under the rewards section in the app and you are ready to start earning!*

Already a Registered My SA Rewards member? Follow the steps below!

1. You must know the valid email address you registered with. If you don't know the email address or it's no longer valid, please contact our customer service at 1-855-468-6972.
2. Open app and select login. Select Forgot password.



3. Enter your email address and hit send. You will need to check your email for a new temporary password. Reopen the app, enter your email address and temporary password and select login



4. You will see your My SA Rewards card appear in the app with all points up to date, including everything earned during the blackout period.

*Customers can only link 1 card to app at a time, and only 1 card can be linked every 30 days. When customers link a new card, old card will be cancelled